




THE PORT OF WHITMAN COUNTY

Your Port on the Palouse





Karl Webber
District 1



Kristine Meyer
District 2



Tom Kammerzell
District 3





5,892

*jobs annually with average
salaries and benefits of \$77,089*

\$8.56

*created for every dollar
of local tax levy*

23%

of jobs

36%

of output

25%

*of total
compensation*

29%

*of gross
regional product*

***Whitman County Economic
Impacts Attributed to the Port***

Develop industrial real estate
Preserve multi -modal transportation
Facilitate economic development
Preserve on -water recreational opportunities



Associate Development Organization

- Business Outreach
- Business Recruitment
- Existing Business Expansion
- Connecting Businesses to Resources



Economic Development Meetings

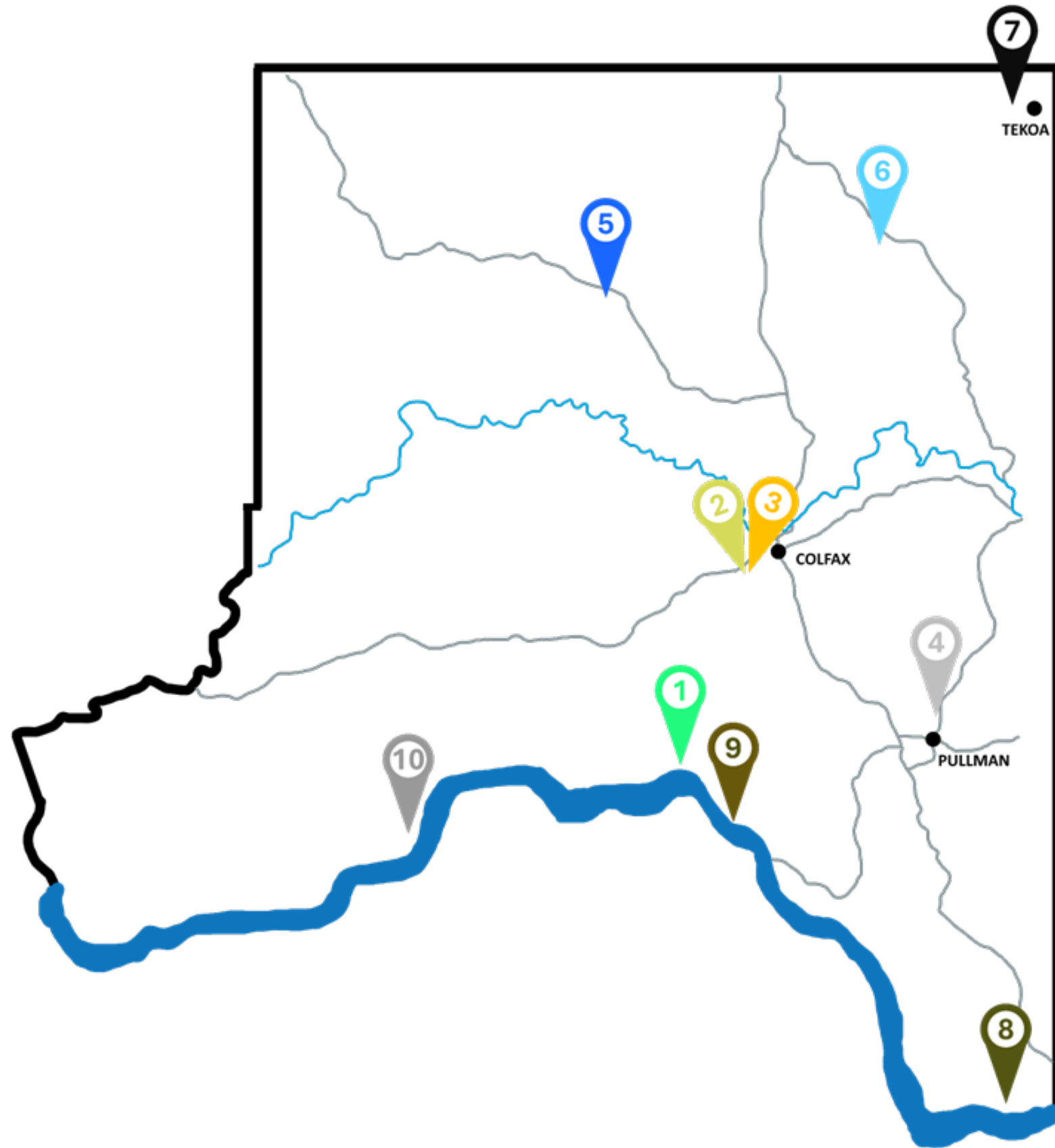
- Started 2023
- At least 88 % of towns in Whitman County have attended one or more



Town Council & Chamber Meetings

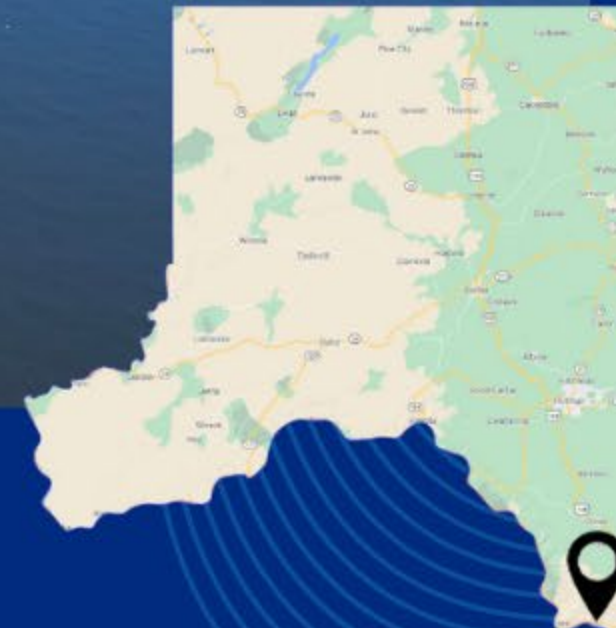
- Presentations at every town council in Whitman County (ongoing)
- Present at local Chambers of Commerce






- ① Port of Almota
- ② POWBAC
- ③ Colfax Industrial Park
- ④ Pullman Industrial Park
- ⑤ St. John
- ⑥ Oakesdale
- ⑦ Tekoa
- ⑧ Port of Wilma
- ⑨ Boyer Park & Marina
- ⑩ Port of Central Ferry

Port of Wilma



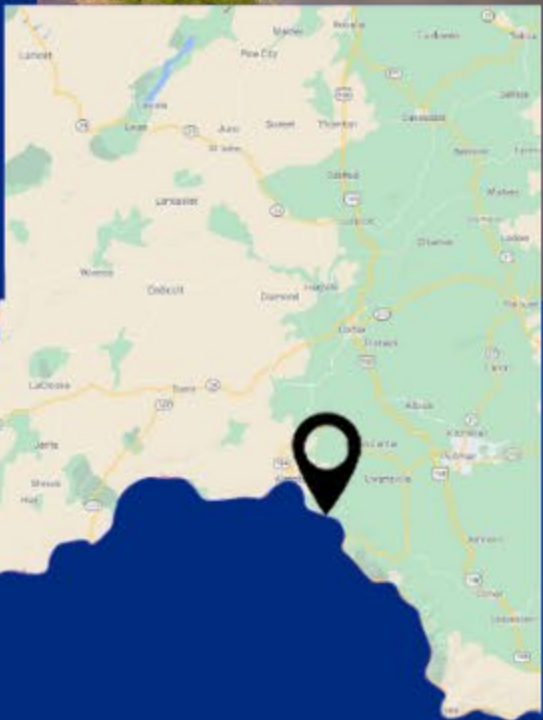
Port of Central Ferry



Port of Almota



Boyer Park and Marina



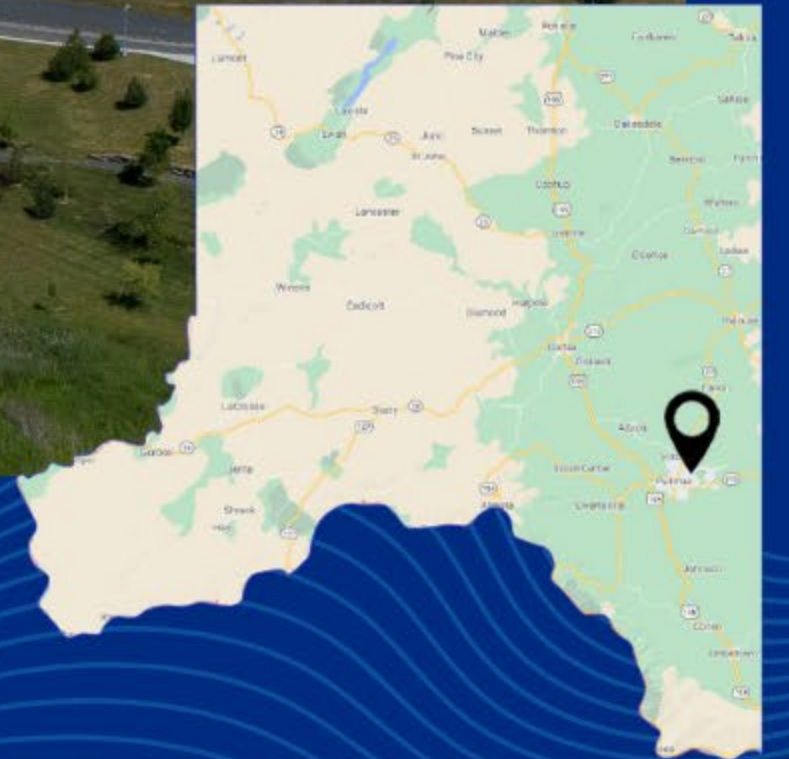
***Draws nearly 500,000 people annually,
11 times the population of Whitman County***

Snake River Family Festival


- June 14, 2025
- Celebrate Columbia -Snake River System
- FREE kids entertainment, live music, food, ice cream, and much more



Pullman Industrial Park



Tekoa Industrial Park



Port of Whitman Business Air Center



Broadband

- Broadband work generates \$31.5 million in output and supports 125 jobs annually
- Petrichor Broadband LLC to help connect underserved communities



Tech Transfer Facility

- Two R1 public research universities
- Cost \$9 million to \$10 million
- Funding
 - \$2M WA Commerce, Green Jobs Grant
 - \$2M Port of Whitman
 - \$50 k WA Commerce, CERB Grant



Childcare Feasibility Study

- Childcare identified as top issue
- State funded feasibility study
- Struggling to find an individual or company to operate center



Oakesdale Mill

- Built in 1890
- Last standing mill in Whitman County



Reuse and Revitalization

- Port purchased site in October 2024
- Ongoing partnership with Whitman Hospital and Medical Clinics
- Two properties in the Environmental Site Assessment phase











Port of Whitman County