

Port of Pasco

2026 - 2035 Capital Budget



2025 - 2034 Capital Budget

Topics

Cash Projections & Availability

2026 - 2035 Capital Budget

Cash Flow

Raising Funds

Commission Action

2025 Capital Project Review

Port of Pasco

Cash Projections & Availability



2025 Projected Ending Cash

Account	2021	2022	2023	2024	2025
Unrestricted Cash					
General Fund - Port	\$3,308,389	\$4,625,783	\$6,592,249	\$13,162,503	\$10,295,040
General Fund - Airport	\$8,740,830	\$13,934,883	\$15,080,830	\$12,089,181	\$14,645,940
Total Unrestricted Cash	\$12,049,219	\$18,560,666	\$21,673,079	\$25,251,684	\$24,940,980
Restricted Cash					
Revenue Bond	\$1,868,513	\$1,891,591	\$1,951,471	\$2,094,314	\$2,148,795
TIF Bond	\$0	\$0	\$0	\$3,060,173	\$3,194,379
Self Insurance Trust	\$122,773	\$134,808	\$132,956	\$212,431	\$214,187
Customer Deposits	\$1,121,162	\$1,148,052	\$1,281,571	\$1,394,078	\$1,479,010
Passenger Facility Charge	\$156,114	\$371,493	\$619,690	\$2,104,909	\$2,585,979
Incidental/Travel/Other	\$115,450	\$115,450	\$145,450	\$140,450	\$140,450
Customer Facility Charge	\$3,846,385	\$4,462,318	\$5,892,331	\$7,085,686	\$5,888,125
Marine Terminal Settlements	\$382,004	\$383,181	\$398,488	\$426,998	\$437,824
EDOF	\$1,512,891	\$4,515,365	\$11,901,805	\$12,825,627	\$5,832,000
Port Restricted for Operating	\$2,678,908	\$2,712,148	\$2,798,179	\$3,003,359	\$3,081,640
Airport Restricted for Operating	\$2,300,428	\$2,423,082	\$2,499,227	\$3,329,255	\$3,329,255
Total Restricted Cash	\$14,104,628	\$18,157,488	\$27,621,168	\$35,677,280	\$28,331,644
Total Ending Cash	\$26,153,847	\$36,718,154	\$49,294,247	\$60,928,964	\$53,272,624

2026 Cash Available for Capital Projects

Unrestricted Cash	Port	Airport
Unrestricted Cash		
Projected 2025 Ending Cash Unrestricted	\$10,295,040	\$14,645,940
Adjustments		
2026 Bond Payments	(\$592,661)	(\$629,214)
2026 Bond Payments (TIF)	(\$753,066)	
2026 Revenue Bond Payments		(\$1,826,650)
2026 Tax Revenue (TIF)	\$753,066	
2026 PFC Revenues to offset PFC Debt Portion		\$1,744,450
Unrestricted Cash Available for Capital	\$9,702,379	\$13,934,526

Restricted Accounts

Port Commission Restricted

**Economic Development
Opportunity Fund**

\$5.8M

- Commissioner restricted
- Proceeds from land sales
- Used for land purchases

Marine Terminal Fund

\$0.4M

- Commissioner restricted
- PLP settlement dollars to reimburse the Port for expenses
- Transfer to EDOF or general fund (current liability \$398k)

Port Reserve Fund

\$3.1M

- Commissioner restricted
- Set aside for extended revenue disruption
- Approximately 8 months of operating expenses

Airport Commission Restricted

Airport Reserve Fund

\$3.35M

- Commissioner restricted
- Set aside for extended revenue disruption
- Approximately 3.8 months of operating expenses

Airport Restricted

Passenger Facility Charges

\$2.5M

- Legally restricted
- Eligible to reimburse airport for funds used in PFC applications
- 2026 revenue bond payment & Exit Door

Customer Facility Charges

\$5.8M

- Legally restricted
- 2026 to pay for the QTA car wash facility
- Collect \$5/day per transaction

Revenue Bond Reserve Fund

\$2.1M

- Legally restricted
- Required to cover one year of terminal revenue bond payment

Port of Pasco

2026 - 2035 Capital Budget



Port

2026 -2035 Capital Budget



2026 - 2035 Capital Budget

Capital Projects	2026	2027	2028	2029-2030	2031-2035
Port of Pasco Capital Projects (Cash Funded)					
Big Pasco Industrial Center Projects					
Warehouse Docks/Levelers	\$250,000	\$200,000	\$200,000	\$200,000	\$0
Warehouse Rail Dock Canopies	\$225,000	\$100,000	\$100,000	\$200,000	\$200,000
Warehouse Siding 6 bays	\$325,000	\$325,000	\$325,000	\$650,000	\$1,625,000
Warehouse Improvements	\$200,000	\$200,000	\$200,000	\$400,000	\$1,000,000
Warehouse Roofs	\$250,000	\$250,000	\$250,000	\$500,000	\$1,250,000
Warehouse Security	\$45,000	\$45,000	\$45,000	\$90,000	\$225,000
Warehouse Fire Protection	\$200,000	\$200,000	\$200,000	\$400,000	\$1,000,000
Warehouse Lights/Electrical	\$0	\$25,000	\$25,000	\$50,000	\$125,000
HVAC Units	\$30,000	\$30,000	\$30,000	\$60,000	\$150,000
Structural Analysis Study	\$150,000	\$200,000	\$200,000		
Fire Line Replacement - Main	\$40,000				
Wheelhouse Dock Repairs	\$75,000				
East Commerce Street	\$50,000				
Propak Parking Drainage	\$350,000				
Railroad Track Study & Rehabilitation	\$100,000	\$200,000			\$500,000
Grout Pipelines under BNSF Rail		\$100,000			
Fire Line Replacement - CT		\$60,000			
River Pump House Rehab		\$75,000	\$150,000	\$650,000	
Total BPIC Projects	\$2,290,000	\$2,010,000	\$1,725,000	\$3,200,000	\$6,075,000
Osprey Pointe Projects					
Office Bldg. HVAC Units	\$150,000				
Office Bldg. Office Buildout		\$300,000			
Office Bldg. Roof		\$250,000			
Total Osprey Pointe Projects	\$150,000	\$550,000	\$0	\$0	\$0
Osprey Pointe North Projects					
North Infrastructure Study & Design	\$38,000	\$243,000			
Ainsworth/Oregon Improvements			\$750,000	\$1,500,000	
Total Osprey Pointe North Projects	\$38,000	\$243,000	\$750,000	\$1,500,000	\$0
The Wharf					
Wharf Rehabilitation / Dolphins	\$300,000			\$2,500,000	
Wharf Redevelopment Phase 1					\$2,500,000
Total Wharf Projects	\$300,000	\$0	\$0	\$2,500,000	\$2,500,000
Reimann Industrial Center					
Rail Long Lead	\$1,050,000				
Reimann North Infrastructure - Water	\$2,650,000				
Land Purchase			\$13,733,280	\$7,447,133	
Total RIC Projects	\$3,700,000	\$0	\$13,733,280	\$7,447,133	\$0

2026 - 2035 Capital Budget

Capital Projects	2026	2027	2028	2029-2030	2031-2035
Port of Pasco Capital Projects (Cash Funded)					
Equipment					
Equipment - Truck/Equipment	\$75,000	\$45,000	\$45,000	\$90,000	\$225,000
Total Equipment	\$75,000	\$45,000	\$45,000	\$90,000	\$225,000
Administration					
Econ. Dev. Dept. Vehicle	\$60,000				
Econ. Dev. Dept. Trailer	\$20,000				
Port Energy Strategy	\$50,000				
Total Administration	\$130,000	\$0	\$0	\$0	\$0
Total Port Projects (Cash Funded)	\$6,683,000	\$2,848,000	\$16,253,280	\$14,737,133	\$8,800,000

2026 - 2035 Capital Budget

Capital Projects	2026	2027	2028	2029-2030	2031-2035
Port of Pasco Capital Projects (Grant Funded)					
Big Pasco Industrial Center Projects					
FHWA/FRA Rail Project		\$800,000			
Total BPIC Projects	\$0	\$800,000	\$0	\$0	\$0
Wharf Projects					
Wharf Rehab				\$7,500,000	
Total Wharf Projects	\$0	\$0	\$0	\$7,500,000	\$0
Reimann Industrial Center					
State Grant	\$2,500,000	\$350,000	\$5,000,000		
Federal Grant Long Lead	\$2,700,000				
CERB North Infrastructure Grant	\$750,000				
CERB North Infrastructure Loan	\$4,250,000				
Total RIC Projects	\$10,200,000	\$350,000	\$5,000,000	\$0	\$0
Admin Projects					
CERB Study		\$100,000		\$2,500,000	
Total Admin Projects	\$0	\$100,000	\$0	\$2,500,000	\$0
Total Port Projects (Grant Funded)	\$10,200,000	\$1,250,000	\$5,000,000	\$10,000,000	\$0
Total Port Capital Projects	\$16,883,000	\$4,098,000	\$21,253,280	\$24,737,133	\$8,800,000

2026 - 2035 Capital Budget

Capital Projects	2026	2027	2028	2029-2030	2031-2035
Port of Pasco Capital Projects Summary					
Port of Pasco Capital Projects (Cash Funded)					
Available Port Capital Dollars	\$9,715,000	\$6,619,000	\$18,943,060	\$16,403,750	\$19,666,617
Big Pasco Industrial Center	\$2,290,000	\$2,010,000	\$1,725,000	\$3,200,000	\$6,075,000
Osprey Pointe	\$150,000	\$550,000	\$0	\$0	\$0
Osprey Pointe North	\$38,000	\$243,000	\$750,000	\$1,500,000	\$0
The Wharf	\$300,000	\$0	\$0	\$2,500,000	\$2,500,000
Reimann Industrial Center	\$3,700,000	\$0	\$13,733,280	\$7,447,133	\$0
Other	\$205,000	\$45,000	\$45,000	\$90,000	\$225,000
Total Port Projects (Cash Funded)	\$6,683,000	\$2,848,000	\$16,253,280	\$14,737,133	\$8,800,000
Carryover Dollars	\$3,032,000	\$3,771,000	\$2,689,780	\$1,666,617	\$10,866,617
Port of Pasco Capital Projects (Grant Funded)					
Big Pasco Industrial Center	\$0	\$800,000	\$0	\$0	\$0
The Wharf	\$0	\$0	\$0	\$7,500,000	\$0
Reimann Industrial Center	\$10,200,000	\$350,000	\$5,000,000	\$0	\$0
Administration	\$0	\$100,000	\$0	\$2,500,000	\$0
Total Port Projects (Grant Funded)	\$10,200,000	\$1,250,000	\$5,000,000	\$10,000,000	\$0
Total Port Capital Projects	\$16,883,000	\$4,098,000	\$21,253,280	\$24,737,133	\$8,800,000
Available Capital Dollars	\$9,702,000	\$6,619,000	\$7,371,000	\$9,889,780	\$19,666,617
Transfer from EDOF	\$0	\$0	\$11,572,060	\$6,513,970	\$0
Revised Available Capital Dollars	\$9,702,000	\$6,619,000	\$18,943,060	\$16,403,750	\$19,666,617
Carryover Dollars	\$3,019,000	\$3,771,000	\$2,689,780	\$1,666,617	\$10,866,617

Tri-Cities Airport

2026 - 2035 Capital Budget



2026 - 2035 Capital Budget

Capital Projects	2026	2027	2028	2029-2030	2031-2035
Tri-Cities Airport Capital Projects (Cash Funded)					
Airfield Projects					
Expand Deicing Facility Design	\$26,316	\$217,842			
Gate 26	\$60,000				
Pavement Maintenance Plan	\$10,500			\$10,500	
Fiber Access Control East GA		\$100,000			
Runway 12-30 Replace Intersection		\$222,222			
Winter Ops Shop - SRE			\$710,481	\$11,973,045	
North Land Fencing				\$300,000	
Building 69 Demo				\$300,000	
Taxiway E & A5 Reconstruct				\$73,820	\$900,000
Total Airfield Projects	\$96,816	\$540,064	\$710,481	\$12,657,365	\$900,000
Terminal Projects					
Terminal Expansion	\$2,107,329			\$182,421	\$61,958,600
Terminal Area Plan	\$26,316				
Employee Parking Lot Entrance/ARFF	\$200,000				
Gate 3-5 Carpet	\$125,000				
Furniture	\$100,000				
CCTV Upgrade (Security Cameras)	\$100,000				
Airport Parking Lot Repave 3 & 4		\$1,000,000			
Terminal Loop Road Widening			\$340,000		
Parking Economy/CC Lot Expansion				\$1,000,000	\$1,250,000
Total Terminal Projects	\$2,658,645	\$1,000,000	\$340,000	\$1,182,421	\$63,208,600

2026 - 2035 Capital Budget

Capital Project	Design/Soft Costs	Construction	Total
Terminal Expansion Project			
Phase 1 (2025-2026 Funded with ATP, BIL, & Cash)			
Baggage Make-Up	\$1,145,846	\$5,000,000	\$6,145,846
Boarding Bridges & Walkway (Gate 2)	\$687,508	\$3,000,000	\$3,687,508
Boarding Bridge (Gate 5)	\$1,161,888	\$5,070,000	\$6,231,888
Total	\$2,995,242	\$13,070,000	\$16,065,242
Phase 2 (2032-2034 Funded with Bond & Cash)			
Ticket Counter Expansion	\$2,796,673	\$11,186,692	\$13,983,365
2nd Floor Admin	\$2,795,600	\$11,182,400	\$13,978,000
Total	\$5,592,273	\$22,369,092	\$27,961,365
Phase 4 (2033-2035 Funded with AIP, CFC, & Cash)			
Baggage Claim Expansion	\$3,954,324	\$15,817,296	\$19,771,620
Rental Car Hall	\$2,392,500	\$9,570,000	\$11,962,500
Total	\$6,346,824	\$25,387,296	\$31,734,120
Phase 3 (2033-2035 Funded with AIP, Bond, & Cash)			
Gate 6	\$3,322,385	\$13,289,540	\$16,611,925
Gate 7	\$3,322,385	\$13,289,540	\$16,611,925
Terminal Apron Expansion	\$5,976,000	\$23,904,000	\$29,880,000
Total	\$12,620,770	\$50,483,080	\$63,103,850
Total Terminal Expansion Project	\$27,555,109	\$111,309,468	\$138,864,577

2026 - 2035 Capital Budget

Capital Projects	2026	2027	2028	2029-2030	2031-2035
Tri-Cities Airport Capital Projects (Cash Funded)					
Industrial Center Projects					
Purchase Building	\$675,000	\$0	\$0	\$0	\$0
Building Improvements	\$100,000	\$100,000	\$100,000	\$200,000	\$500,000
Industrial Building Demo	\$0	\$0	\$0	\$0	\$500,000
Total Industrial Center Projects	\$775,000	\$100,000	\$100,000	\$200,000	\$1,000,000
AIM Center Projects					
Market / Industry Analysis	\$150,000				
Phase 1 Design	\$0	\$500,000	\$1,000,000		
Total AIM Center Projects	\$150,000	\$500,000	\$1,000,000	\$0	\$0
Equipment					
Trucks	\$120,000	\$85,000	\$85,000	\$120,000	\$360,000
ARFF Truck					
Admin Vehicle					
Skid Steer	\$85,000				
Drone	\$40,000				
Snow Blower		\$100,200			
Street Sweeper		\$430,000			
Tractor with Bat Wing			\$300,000		
Total Equipment	\$245,000	\$615,200	\$385,000	\$120,000	\$360,000
Total Airport Projects (Cash)	\$3,925,461	\$2,755,264	\$2,535,481	\$14,159,786	\$65,468,600

2026 - 2035 Capital Budget

Capital Projects	2026	2027	2028	2029-2030	2031-2035
Tri-Cities Airport Capital Projects (Grant Funded)					
Airport AIP/Federal Projects					
Expand Deicing Facility Design	\$500,000	\$4,139,000			
Terminal Expansion	\$7,956,500			\$1,641,788	\$12,228,000
Terminal Area Plan	\$500,000				
Pavement Maintenance Plan	\$94,500			\$94,500	
Snow Blower		\$901,800			
Runway 12-30 Replace Intersection		\$2,000,000			
Winter Ops Shop - SRE			\$1,209,739	\$8,026,955	
Taxiway E & A5 Reconstruct				\$664,379	\$8,100,000
Total AIP Projects	\$9,051,000	\$7,040,800	\$1,209,739	\$10,427,622	\$20,328,000
PFC Projects					
Terminal Exit Lane	\$500,000				
Terminal Expansion Pay Go					
Terminal Expansion Rev Bonds					\$35,000,000
Total PFC Projects	\$500,000	\$0	\$0	\$0	\$35,000,000
CFC Projects					
Rental Car Wash Facilities	\$3,800,000				\$11,962,500
Total CFC Projects	\$3,800,000	\$0	\$0	\$0	\$11,962,500
Total Grants/Loans	\$13,351,000	\$7,040,800	\$1,209,739	\$10,427,622	\$67,290,500
Total Airport Projects (All Funding)	\$17,276,461	\$9,796,064	\$3,745,220	\$24,587,408	\$132,759,100

2026 - 2035 Capital Budget

Capital Projects	2026	2027	2028	2029-2030	2031-2035
Tri-Cities Airport Capital Projects Summary					
Tri-Cities Airport Capital Projects (Cash Funded)					
Available TCA Capital Dollars	\$13,934,526	\$15,554,265	\$18,128,001	\$27,217,520	\$48,570,734
Airfield Projects	\$96,816	\$540,064	\$710,481	\$12,657,365	\$900,000
Terminal Projects	\$2,658,645	\$1,000,000	\$340,000	\$1,182,421	\$63,208,600
Industrial Center Projects	\$775,000	\$100,000	\$100,000	\$200,000	\$1,000,000
Business Center Projects	\$0	\$0	\$0	\$0	\$0
AIM Center Projects	\$150,000	\$500,000	\$1,000,000	\$0	\$0
Equipment	\$245,000	\$615,200	\$385,000	\$120,000	\$360,000
Total Airport Projects (Cash)	\$3,925,461	\$2,755,264	\$2,535,481	\$14,159,786	\$65,468,600
Carryover Dollars	\$10,009,065	\$12,799,001	\$15,592,520	\$13,057,734	(\$16,897,866)
Tri-Cities Airport Capital Projects (Grant Funded)					
AIP Projects	\$9,051,000	\$7,040,800	\$1,209,739	\$10,427,622	\$20,328,000
PFC Projects	\$500,000	\$0	\$0	\$0	\$35,000,000
CFC Projects	\$3,800,000	\$0	\$0	\$0	\$11,962,500
Business Center Projects	\$0	\$0	\$0	\$0	\$0
Total Airport Projects (Grants)	\$13,351,000	\$7,040,800	\$1,209,739	\$10,427,622	\$67,290,500
Total Airport Projects (All Funding)	\$17,276,461	\$9,796,064	\$3,745,220	\$24,587,408	\$132,759,100
Available Capital Dollars	\$13,934,526	\$15,554,265	\$18,128,001	\$27,217,520	\$48,570,734
Transfer from PFC	\$0	\$0	\$0	\$0	\$0
Revised Available Capital Dollars	\$13,934,526	\$15,554,265	\$18,128,001	\$27,217,520	\$48,570,734
Carryover Dollars	\$10,009,065	\$12,799,001	\$15,592,520	\$13,057,734	(\$16,897,866)

Port of Pasco

Cash Flow



Cash Flow

Port Cash Flow

1-Year, 3-Year, & 10-Year Cash Flow

- Includes expenses & revenues from grant/loan funded projects
- Does not include other restricted accounts
- Does not include EDOF or future land sales

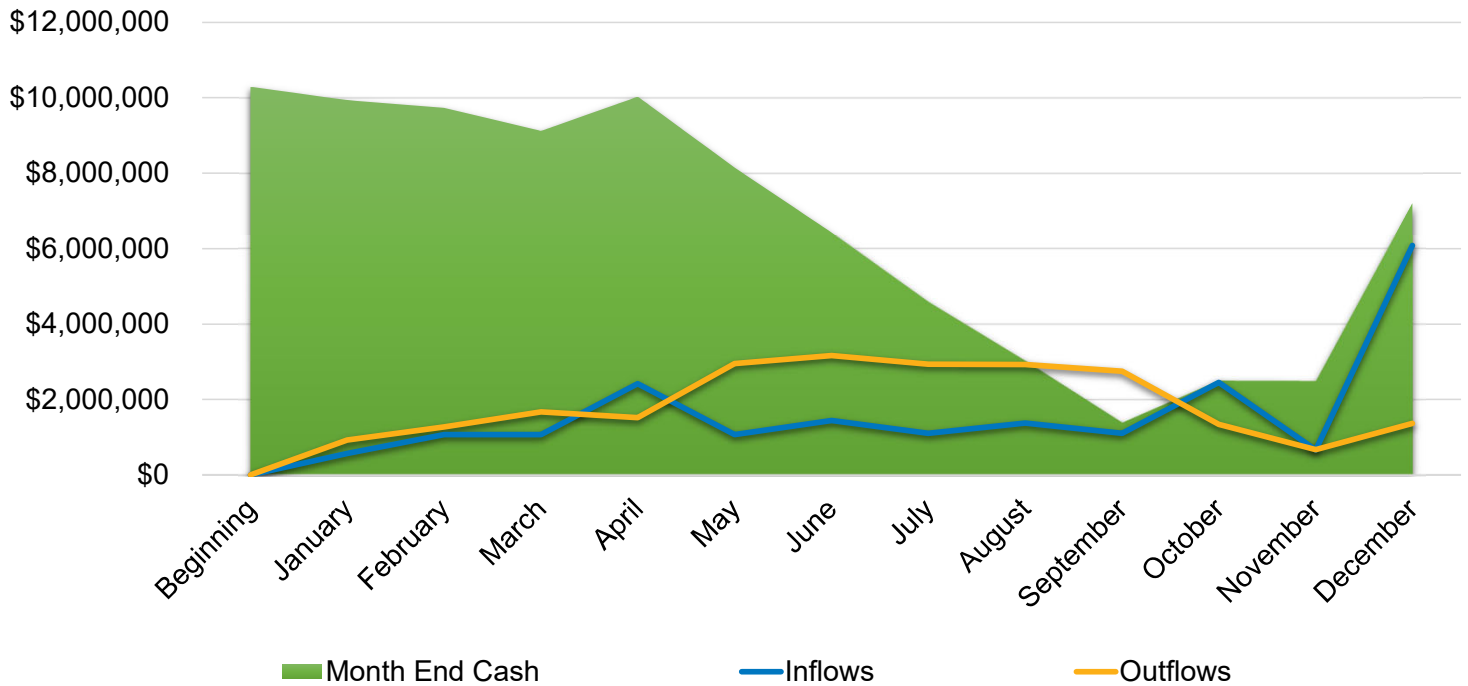
Base Revenue Assumptions

- Revenues increase 3% annually, Taxes 1% annually

Base Expense Assumptions

- Expenses increase 3% annually

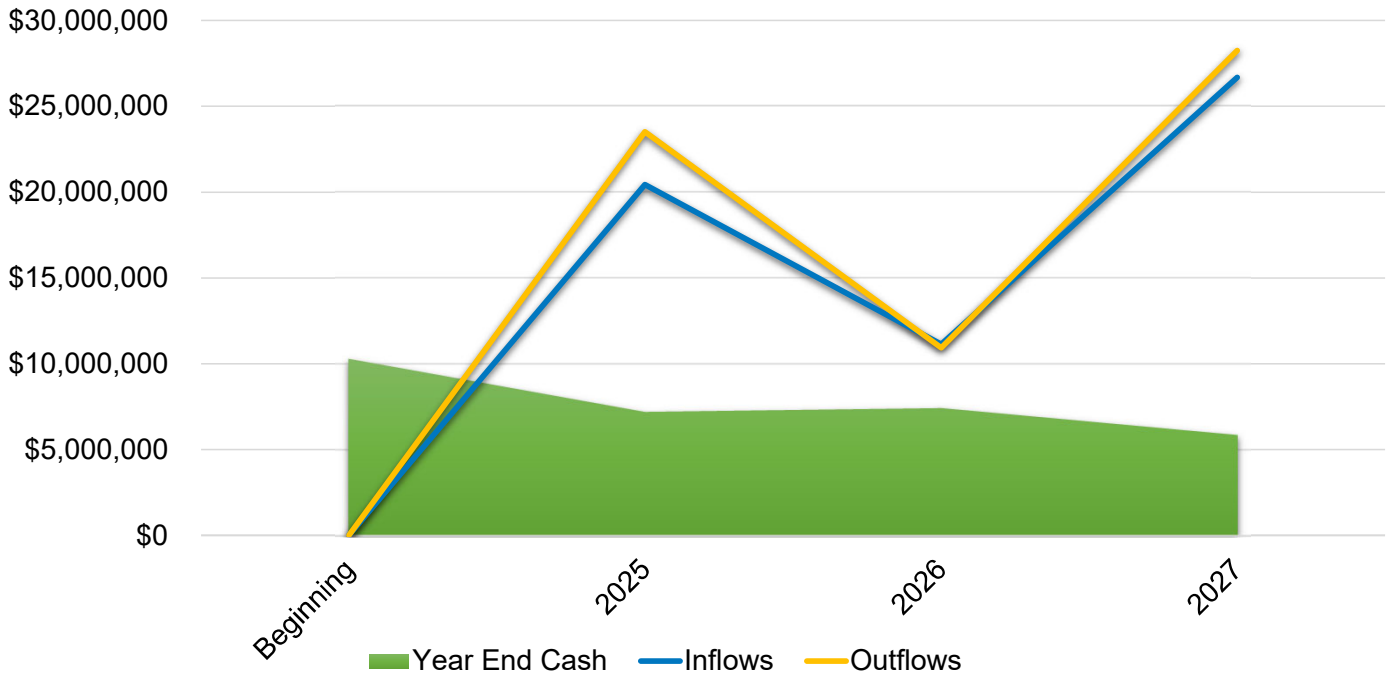
1-Year Cash Flow



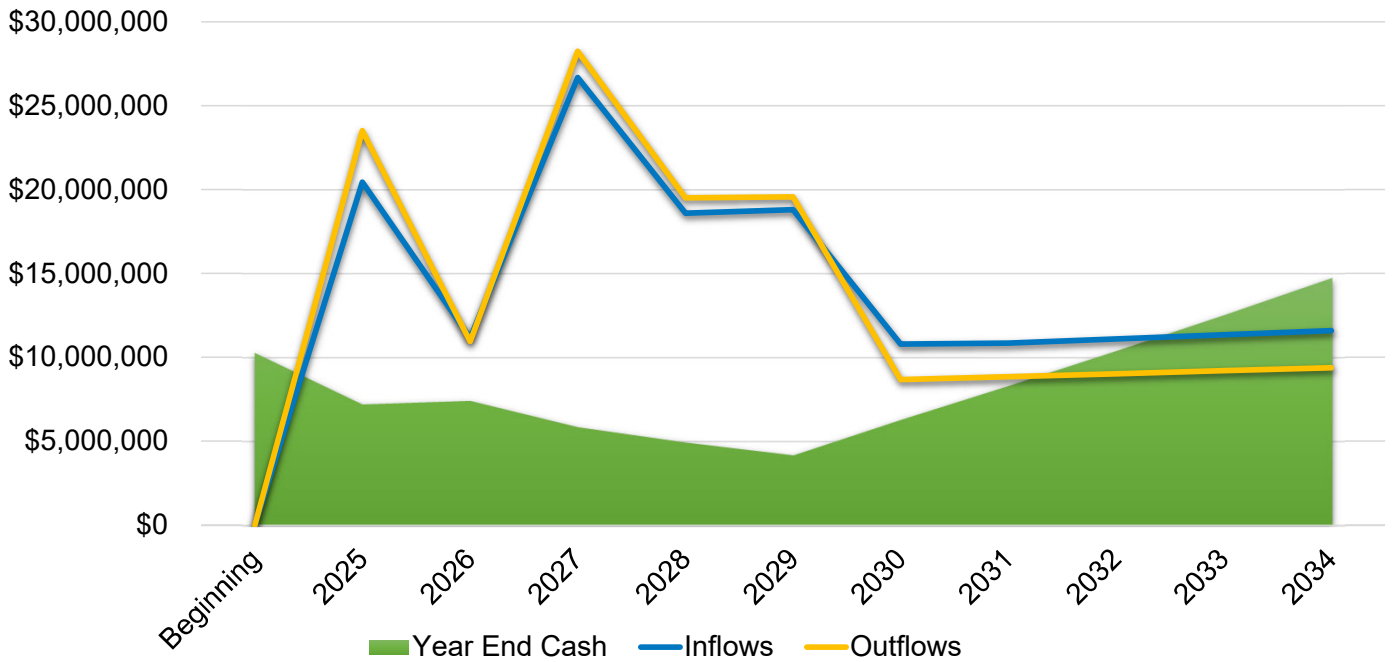
Cash Flow

Port Cash Flow

3-Year Cash Flow



10-Year Cash Flow



Cash Flow

Airport Cash Flow

1-Year, 3-Year, & 10-Year Cash Flow

- Includes expenses & revenues from grant/loan funded projects (AIP, PFC, CFC)
- Does not include other restricted accounts

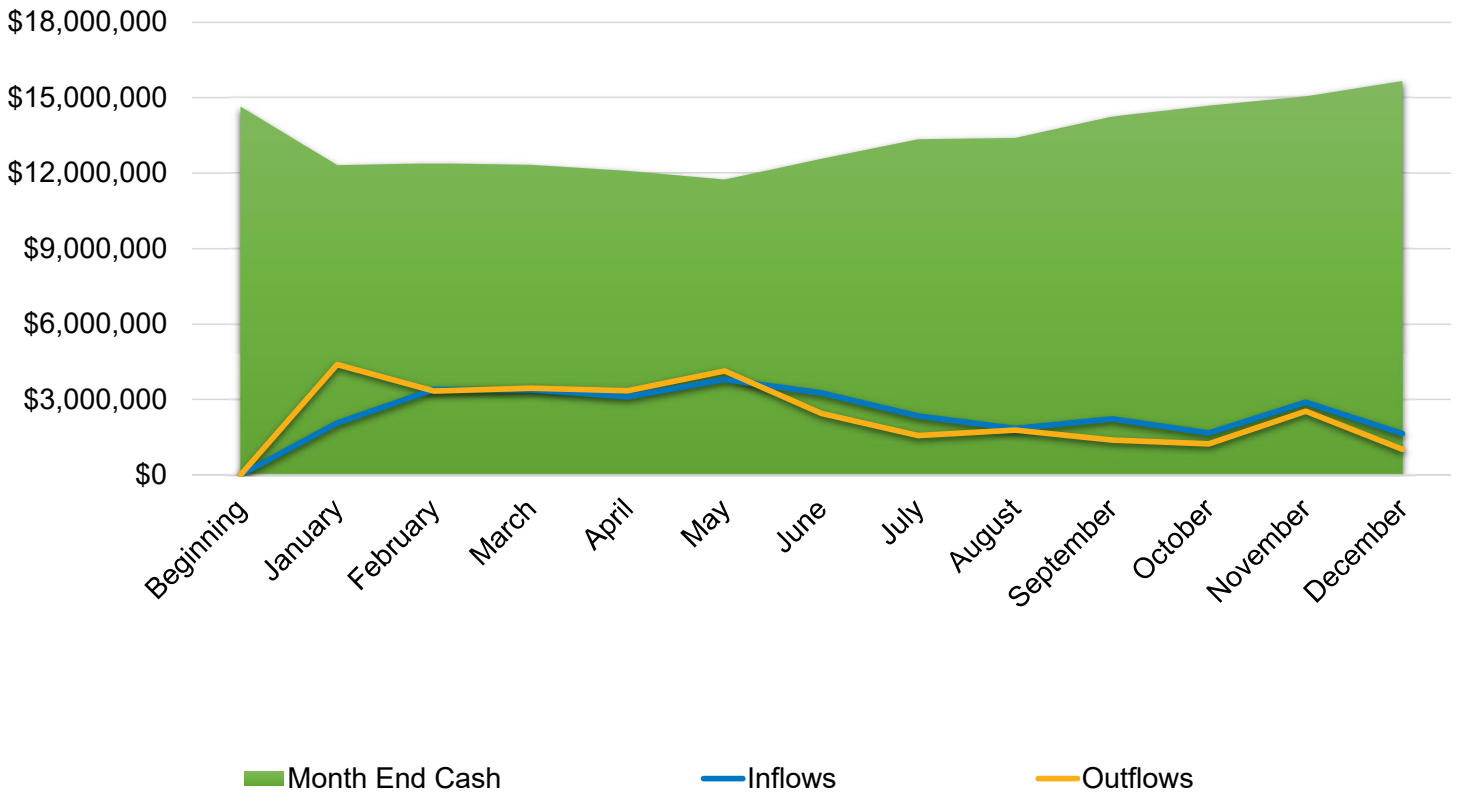
Base Revenue Assumptions

- Revenues increase 5% annually

Base Expense Assumptions

- Expenses increase 5% annually

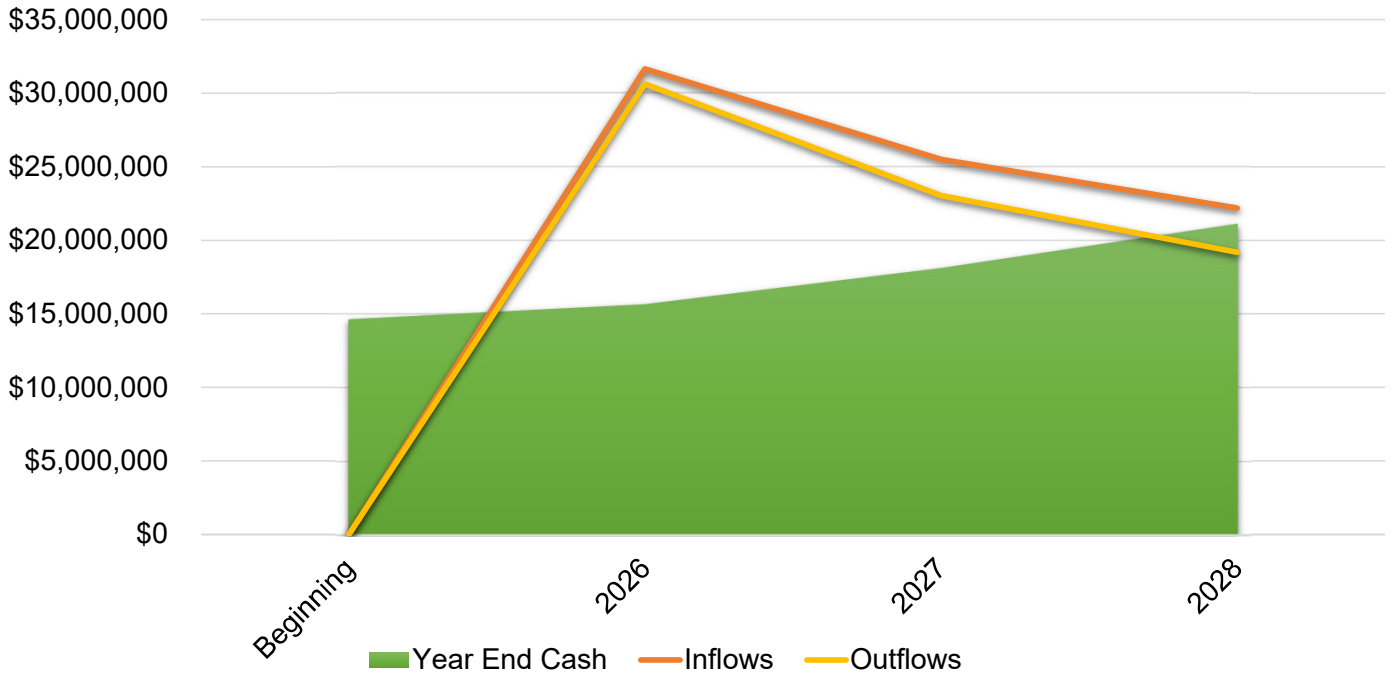
1-Year Cash Flow



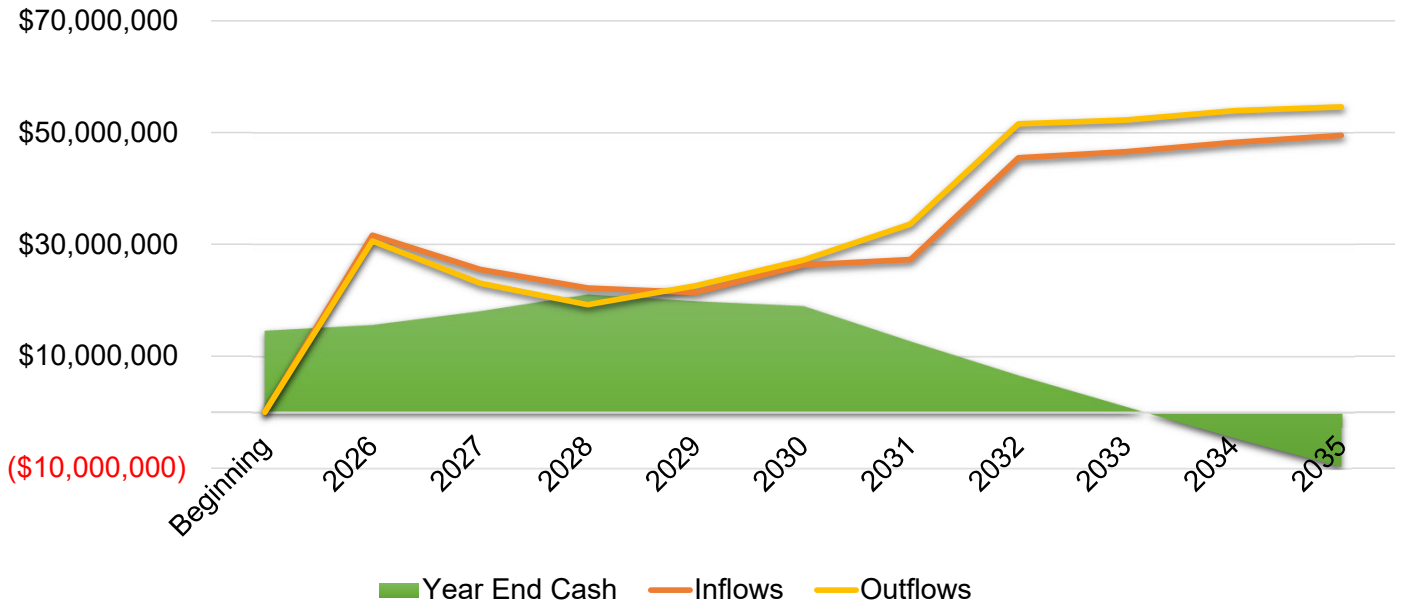
Cash Flow

Airport Cash Flow

3-Year Cash Flow



10-Year Cash Flow



Port of Pasco

Raising Funds



Tax Revenue

Port 2026 Available Tax Revenue

General Obligation Debt Limit

Debt Limitations

Voter Approved Unlimited Tax General Obligation Bonds .0075 x Assessed Value \$18,280,006,456	\$137,100,048
Non-Voter Approved Limited Tax General Obligation Bonds .0025 x Assessed Value \$18,280,006,456	\$45,700,016

Committed Debt

Outstanding Bonds	(\$13,377,024)
Outstanding Bonds Tax Increment Financing (TIF) Bonds	(\$9,310,000)
Total Committed Debt	(\$22,687,024)

Bonding Capacity

Remaining General Obligation Debt Capacity (voted)	\$114,413,024
Remaining General Obligation Debt Capacity (non-voted)	\$23,012,992

Annual Property Tax Revenue

Regular Levy .00016562 x Assessed Value \$18,280,006,456	\$3,027,535
---	-------------

TIF Levy

2.028/1000 x Assessed Value \$610,227,200	\$1,237,767
---	-------------

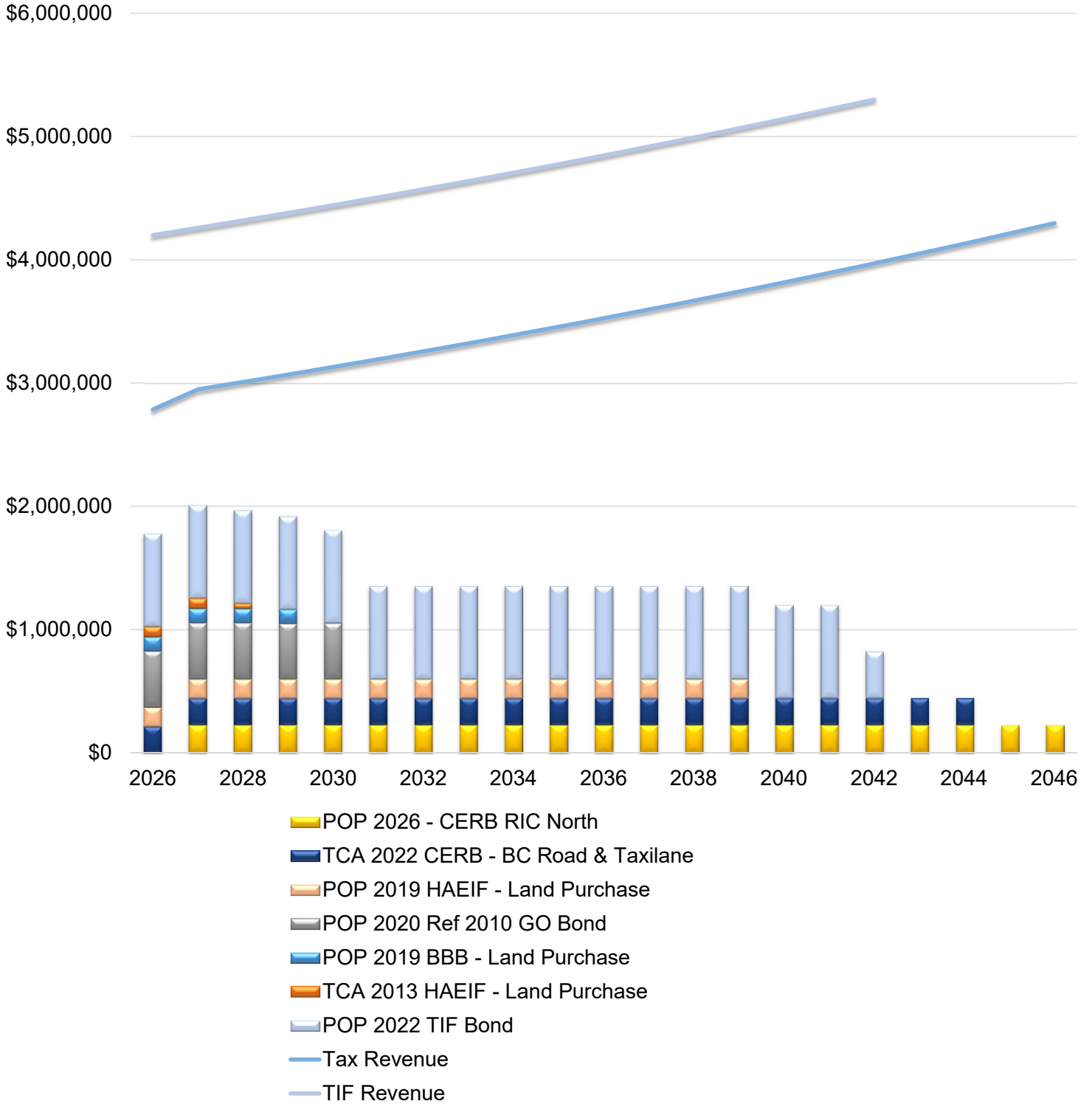
Industrial Development District Tax

IDD

Assess up to \$2.72/1000 x Assessed Value \$18,280,006,456	\$49,721,618
Can include new construction over 6 years (no voter approval required)	
Collections can be spread over 20 years	

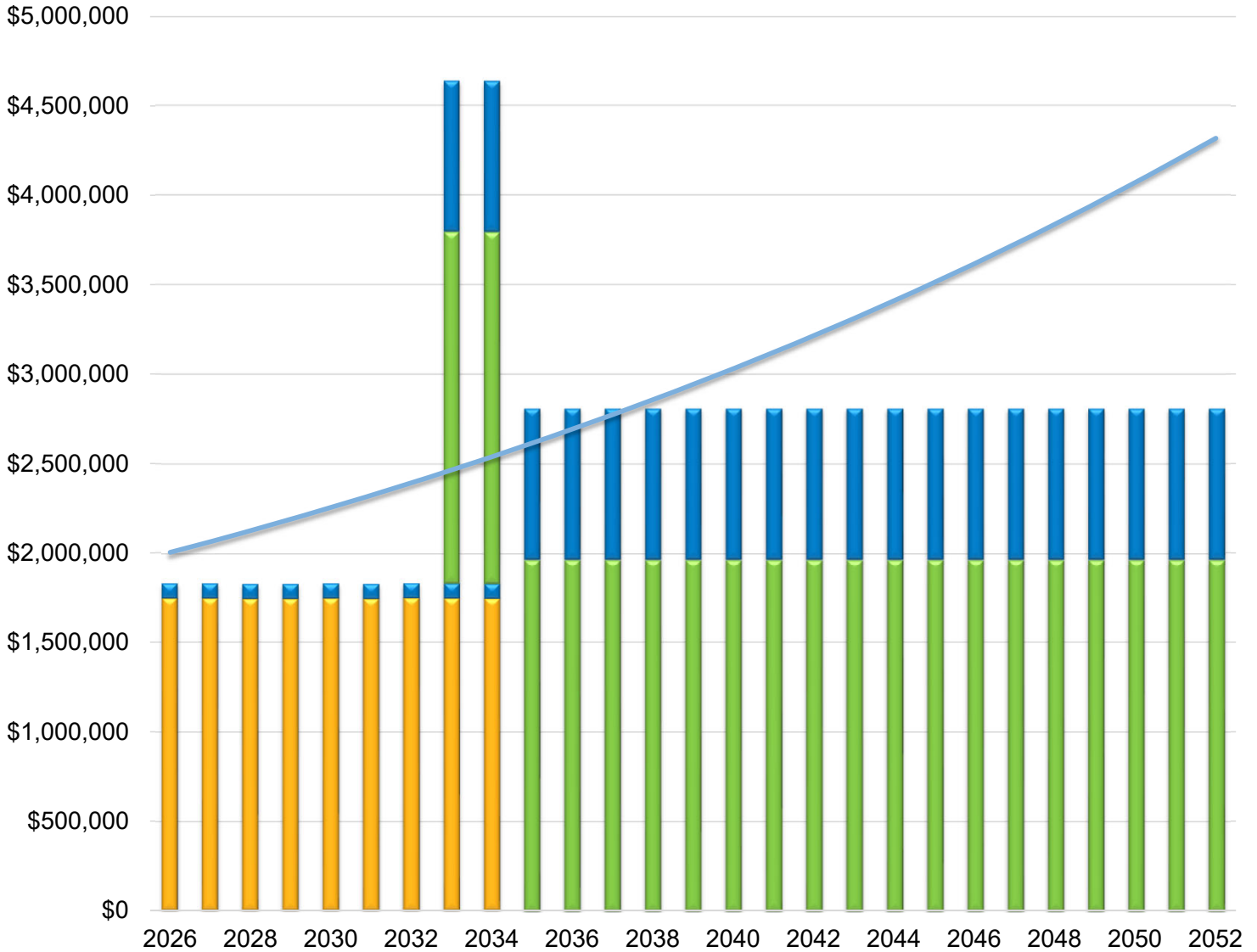
Debt Schedule

GO Debt Schedule



Debt Schedule

Revenue Debt Schedule

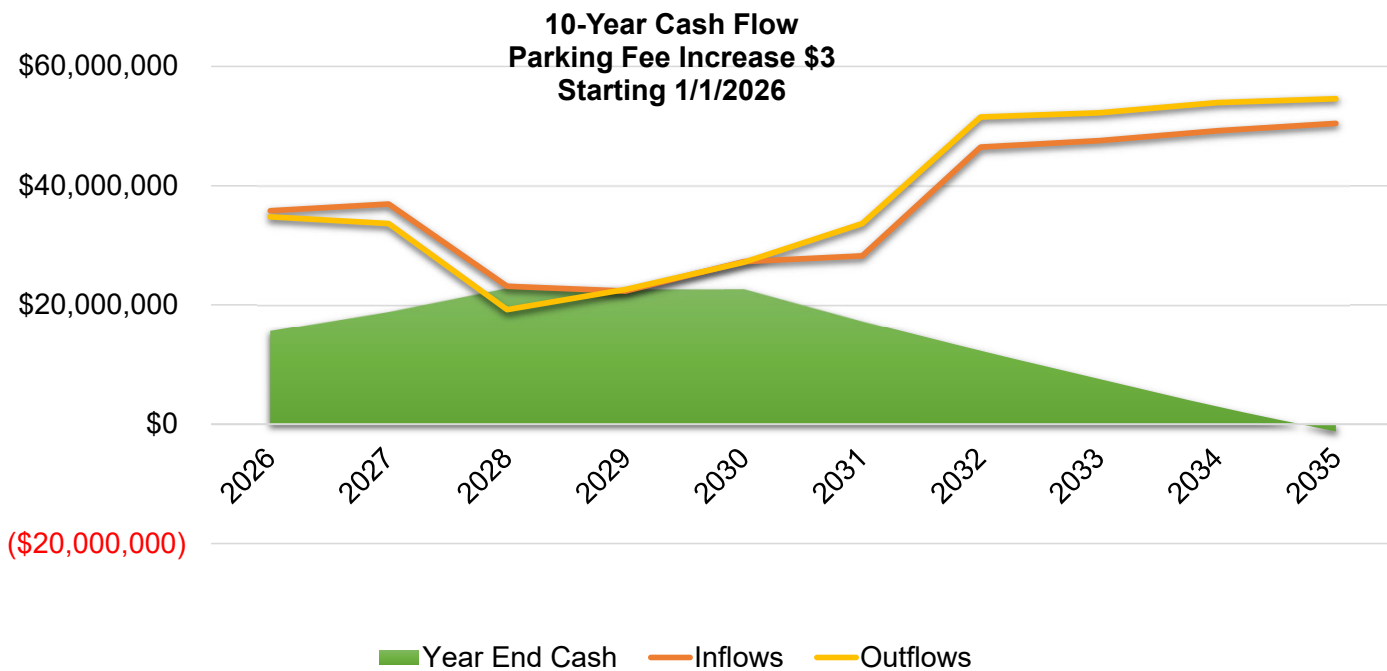
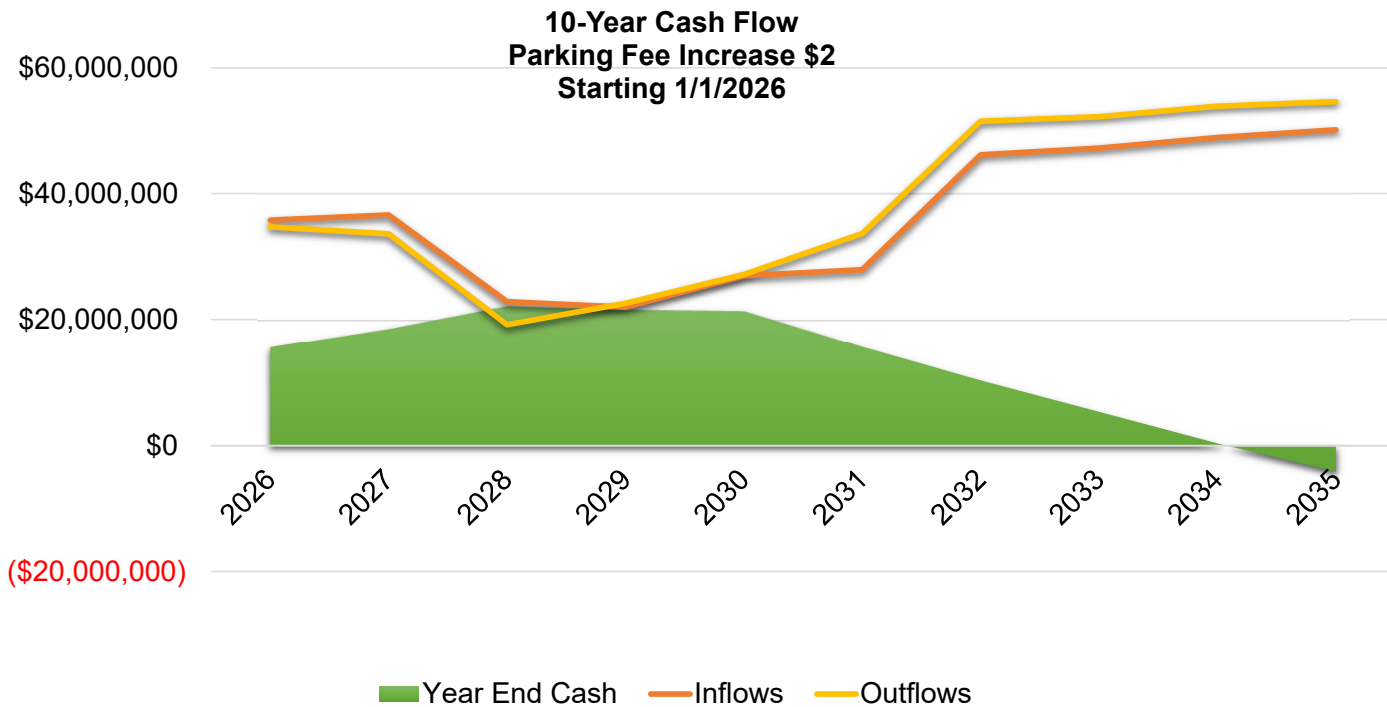


- (9) TCA Revenue Bond PFC Portion (95.5%)
- (9) TCA Revenue Bond Airport Portion (4.5%)
- (10) TCA Revenue Bond PFC Portion (70%)
- (10) TCA Revenue Bond Airport Portion (30%)
- PFC Revenue

Raising Funds

Airport Cash Flow

Parking Fee Analysis



Port of Pasco

Commission Actions



2025 - 2034 Capital Budget

Commission Action

Move to approve to set the operating reserve account for the Port at \$3,110,000 (7.5 months operating expenses) and the Airport at \$3,515,000 (4 months operating expenses)

Move to approve the 2026 capital budget for the Port of Pasco

Port of Pasco

2025 Capital Project Review



2025 Capital Project Review

Capital Projects	2025		
	Budgeted	Actual	Status
Port of Pasco Capital Projects (Cash Funded)		Includes 2024 Carryover	
Big Pasco Projects			
Warehouse Docks/Levelers	\$667,000	\$87,768	✘
Warehouse Rail Dock Canopies	\$158,000	\$138,037	✔
Warehouse Siding 6 bays	\$325,000	\$294,597	✔
Warehouse Improvements	\$315,000	\$172,000	✔
Warehouse Lights/Electrical	\$75,000	\$0	✘
Warehouse Roofs	\$250,000	\$184,480	✔
Warehouse Security	\$145,000	\$25,816	✔
Warehouse Fire Protection	\$200,000	\$0	✘
HVAC Units	\$30,000	\$0	✘
Fire Line Replacement - Main	\$40,000	\$0	✘
Fire Line Replacement - CT	\$60,000	\$0	✘
Grout Pipelines under BNSF Rail	\$100,000	\$0	✘
Total	\$2,365,000	\$902,698	
Reimann Industrial Center Projects			
Rail Project (CERB Match)	\$275,000	\$0	✘
Rail Long Lead	\$940,000	\$133,196	✘
Phase 2 Infrastructure	\$1,000,000	\$750,000	✘
Land Purchase	\$0	\$7,422,800	✔
Total	\$2,215,000	\$8,305,996	
Other Projects			
Equipment - Truck/Equipment	\$40,000	\$39,600	✔
Total	\$40,000	\$39,600	
Total Port Projects (Cash Funded)	\$4,620,000	\$9,248,295	

✔ Complete ✘ In Process

2025 Capital Project Review

Capital Projects	2025		
	Budgeted	Actual	Status
Port Capital Projects (Grant/Loan Funded)	Includes 2024 Carryover		
Reimann Industrial Center Projects			
State Grant RIC Phase 1	\$3,600,000	\$2,226,469	✘
Federal Grant - Rail LL	\$3,050,000	\$342,504	✘
Total	\$6,650,000	\$2,568,973	
Total Port Capital Projects (Grants/Loans)	\$6,650,000	\$2,568,973	
Total Port of Pasco Capital Projects	\$11,270,000	\$11,817,267	

✔ Complete
 ✘ In Process

2025 Capital Project Review

Capital Projects Overview	2025		
	Budgeted	Actual	Status
Airport Capital Projects (Cash Funded)		Includes 2024 Carryover	
Airfield Projects			
East GA Apron	\$2,498,391	\$2,374,699	✓
Runway 12-30 Shift	\$1,358,757	\$1,414,906	✓
Winter Ops Shop - SRE	\$601,778	\$47,018	✗
Expand Deicing Facility Design	\$11,111	\$0	✗
Total	\$4,470,037	\$3,836,623	
Terminal Projects			
TSA Checkpoint Electrical	\$25,000	\$50,089	✓
Ticket Counter Expansion	\$250,000	\$526,352	✓
Admin Roof Repair	\$25,000	\$19,000	✓
Bag Claim Garage Doors	\$15,000	\$9,000	✓
Meeter Greeter Furniture	\$70,000	\$114,272	✓
Terminal Expansion Phase 1	\$6,095,082	\$903,141	✗
Total	\$6,480,082	\$1,621,854	
Industrial Center Projects			
Industrial Building Demo	\$100,000	\$27,844	✓
Roads	\$50,000	\$0	✗
Building Improvements	\$120,000	\$165,816	✓
Total	\$270,000	\$193,660	
Business Center Projects			
Sign	\$62,000	\$0	✗
Total	\$62,000	\$0	
ARFF			
ARFF Roof	\$0	\$112,262	✓
ARFF Truck	\$120,000	\$16,158	✓
Total	\$120,000	\$128,420	

✓ Complete
 ✗ In Process

2025 Capital Project Review

Capital Projects Overview	2025		
	Budgeted	Actual	Status
Airport Capital Projects (Cash Funded)	Includes 2024 Carryover		
Equipment			
Trucks	\$50,000	\$46,161	✓
Admin Truck	\$60,000	\$54,102	✓
Total	\$110,000	\$100,263	
Total Airport Capital Projects (Cash Funded)	\$11,512,119	\$5,880,821	

✓ Complete
 ✗ In Process

2025 Capital Project Review

Capital Projects Overview	2025		
	Budgeted	Actual	Status
Airport Capital Projects (Grant/Loan Funded)		Includes 2024 Carryover	
Airport AIP Projects			
East GA Apron	\$4,905,129	\$4,935,719	✓
Runway 12-30 Shift	\$12,228,815	\$12,734,150	✓
Winter Ops Shop - SRE	\$1,556,000	\$109,710	✗
Expand Deicing Facility Design	\$200,000	\$0	✗
Terminal Expansion Phase 1	\$9,405,498	\$3,409,595	✗
ARFF Truck	\$1,080,000	\$1,140,000	✓
Total	\$29,375,442	\$22,329,174	
Airport CFC Projects			
Rental Car Wash Facilities, Design	\$7,500,000	\$3,621,617	✗
Airport Business Center			
Road Extension - WA CERB Grant	\$0	\$0	✓
Total	\$0	\$0	
Total Airport Capital Projects Grant/Loans	\$36,875,442	\$25,950,791	
Total Tri-Cities Airport Capital Projects	\$48,387,561	\$31,831,612	

✓ Complete
 ✗ In Process